

SHELVES

Description

Dividing shelves are made of 2" x 2" x 10 GA welded wire mesh framed in 1 1/4" x 1 1/4" x 12GA structural angle or with 16 GA sheet metal.

PRODUCT INFORMATION

Specifications

Shelf Depth	1'-0", 1'-6", 2'-0", 2'-6", 3'-0", 3'-6", 4'-0", 4'-6", 5'-0"
Shelf Wide	1'-0", 1'-6", 2'-0", 2'-6", 3'-0", 3'-6", 4'-0"
Finish	Powder-coated
Materials	Steel Wire 2" x 2" x 10GA or Sheet Metal 16GA
Frame Material	Structural Angle 1 1/4" x 1 1/4" x 12GA

COLORS



Cogan Grey
(Side Panels, Doors
and Shelves)

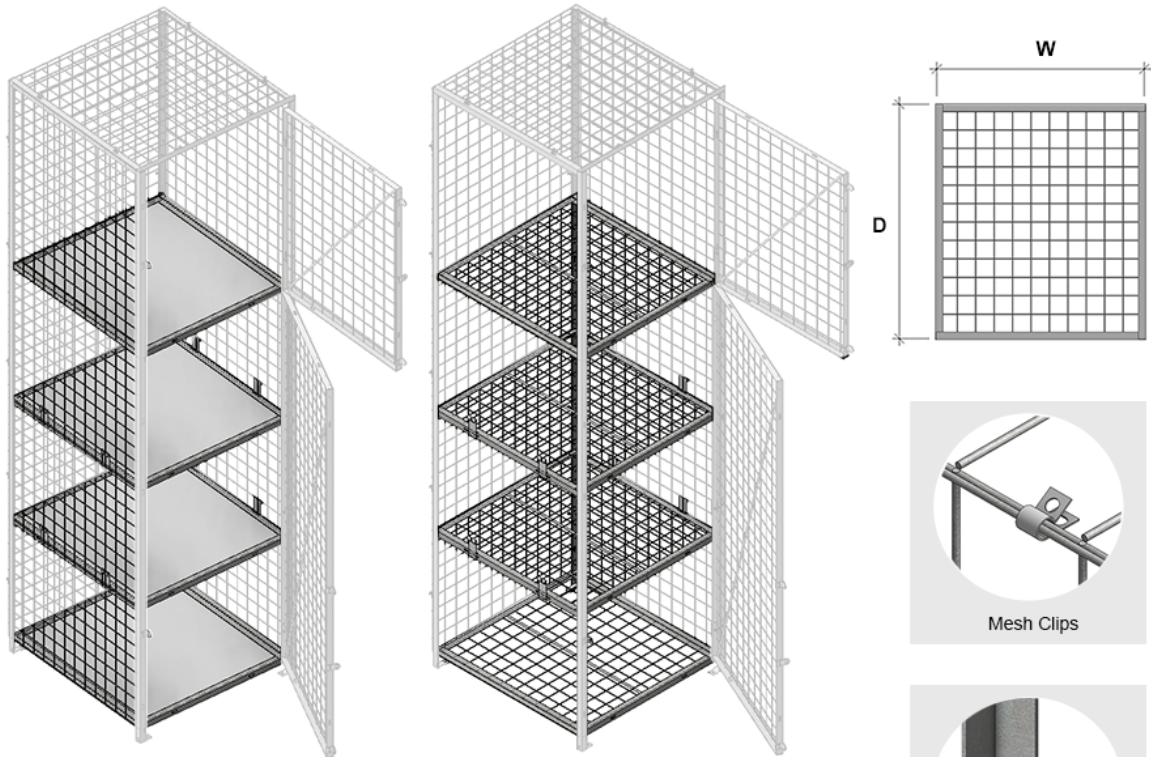


Electro-Galvanized
(Roof and Back Panel)



SIZES

Please consult the table below for a complete list of dimensions.





Note:

Shelves are available in 2" x 2" x 10GA welded wire mesh and also sheet metal (most economical).

D \ W	1'-0"	1'-6"	2'-0"	2'-6"	3'-0"	3'-6"	4'-0"
1'-0"	✓	✓	✓	✓	✓	✓	✓
1'-6"	✓	✓	✓	✓	✓	✓	✓
2'-0"	✓	✓	✓	✓	✓	✓	✓
2'-6"	✓	✓	✓	✓	✓	✓	✓
3'-0"	✓	✓	✓	✓	✓	✓	✓
3'-6"	✓	✓	✓	✓	✓	✓	✓
4'-0"	✓	✓	✓	✓	✓	✓	✓
4'-6"	✓	✓	✓	✓	✓	✓	✓
5'-0"	✓	✓	✓	✓	✓	✓	✓

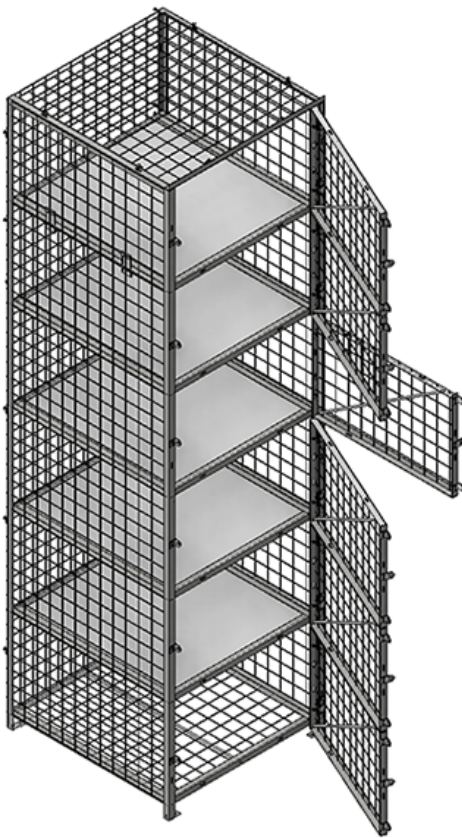
✓ Indicates panels dimension is available.
 — Indicates panels dimension is not available.





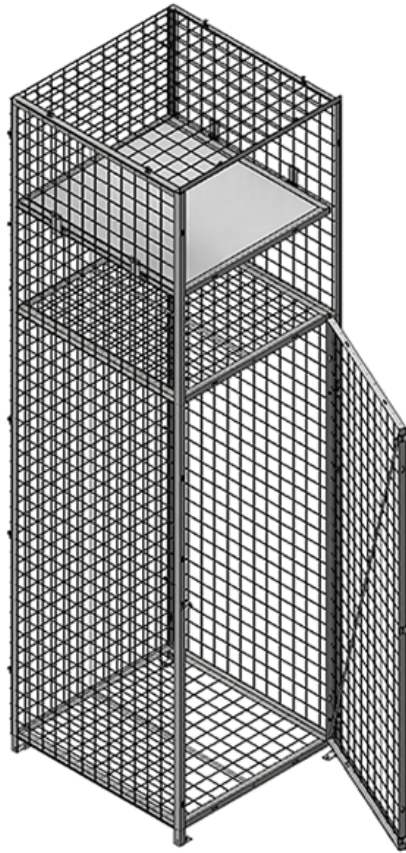
LAYOUT OPTIONS

Custom designs are a breeze with Cogan industrial storage lockers. Framed panels and multiple door and shelf options allow you to create a completely unique configuration for your needs. Lockers can open on both sides, while fixed shelves can create individual storage cabinets. The only limits are the ones you choose.



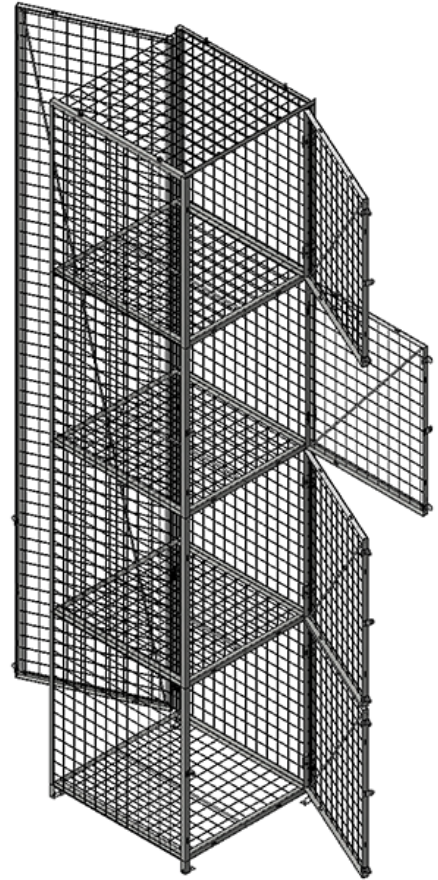
Layout Idea #1

Multiple doors with fixed shelves to create small secure storage areas



Layout Idea #2

Open upper section with adjustable shelf. Locking door on the bottom section with a fixed shelf to secure area



Layout Idea #3

Doors on both sides allows to fill in from one side and control access from the other side.