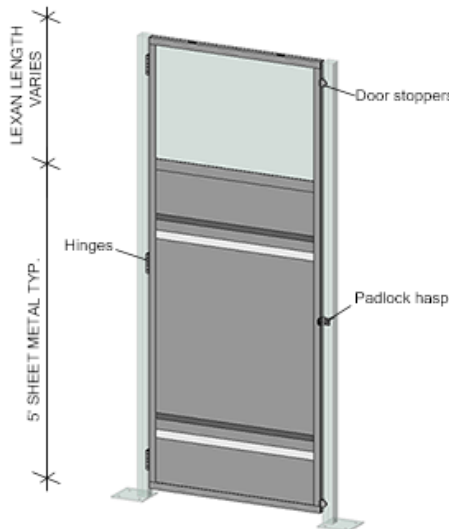


**EXAMPLE:**

Typical 3'W x 8'H single swing gate shown here. Panel configuration and quantity will vary based on gate dimensions. Assembly instructions are specific to the size and material of your gate. See Installation Manual for complete details.



## SINGLE SWING GATE

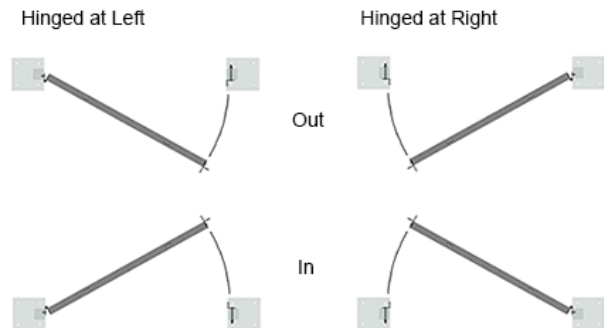

**Description**


All single swing gates are equipped with a padlock hasp, hinges and door stoppers. Gates can be hinged in for different orientations (opening inwards or outwards / swing left or right). Additional lock options are also available. Doors are made of 3/16" thick clear Lexan and heavy-duty 16GA corrugated steel framed in 1 1/4" x 1 1/4" x 12GA structural angle.

## PRODUCT INFORMATION

**Specifications**

Door Heights	7' to 9'
Type of Door	Single Swing Gate
Door Stop	Can be hinged on the left or right, depending if the door is set to open in or out.
Finish	Powder-coated
Materials	16GA Corrugated Sheet Metal and Lexan
Frame Material	Structural Angle 1 1/4" x 1 1/4" x 12GA
Type of Closure	Padlock Hasp (Optional locks available)
Stiffening profile	None

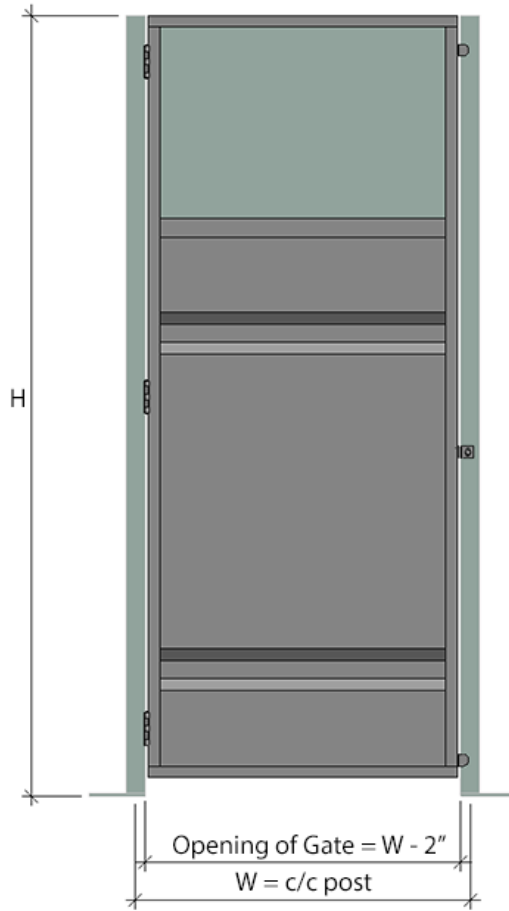
**ORIENTATION OF GATE OPENING**

**COLORS** 

 Cogan Grey


 3/16" thick clear Lexan  
 Lexan panels cannot be painted.



## SIZES

Please consult the table below for a complete list of dimensions.



H \ W	3'-0"	3'-6"	4'-0"	4'-6"
7'-0"	✓	✓	✓	✓
8'-0"	✓	✓	✓	✓
8'-0" + 1'-0" Transom	✓	✓	✓	✓

✓ Indicates gate dimension is available.

— Indicates gate dimension is **not** available.

## LOCK OPTIONS

Below are the standard cylinder lock options for our partition security gates. Choose between a latch and key, or keys on both sides for added security.

